

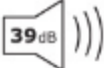
 **ENERG** 

**LIFE** SUITE WHITE

A  
B  
C  
D  
**E**  
F  
G

**80 kWh/annum**

  
**45 L**

  
**39dB**  
ABCD

2010/2010